



## INDELTA EQUIPMENTS TRAILERS



Single axle



Double axle



Double axle tandem


### SINGLE AXLE TRAILER



### GENERAL FEATURES:

Trailer is one of the equipments that must be included each agricultural establishments and farmers. It is commonly used for the transport of goods and materials in farm, field and gardens. Our modern trailers are intended for transport of various materials, in particular agricultural produce where precise tightness is required. Our innovative trailers are marked by: well-equipped standard versions, high loading capacity of box-bodies, long life using period. Some standard features like light system, tool box, chock, water tank, color option is available.

### TECHNICAL DETAILS:

	CAPACITY	AXLE TYPE	TIPPING TYPE	LENGTH	WIDTH	HEIGHT	TYRE SIZE	WEIGHT	TIPPING ANGLE	GROUND CLEARANCE
MODEL	TON			CM.	CM.	CM.		KG.		CM.
IND-1	1	SINGLE	REAR	230	130	30+20	185/70	690	42°	100
IND-2.5	2.5	SINGLE	REAR	270	170	30+20	750/16	900	42°	100
IND-3	3	SINGLE	REAR	300	190	40+25	750/16	1000	42°	100
IND-4	4	SINGLE	REAR	330	200	45+30	900/16	1200	42°	100
IND-5	5	SINGLE	REAR	350	210	45+40	900/16	1400	42°	100
IND-6	6	SINGLE	REAR	370	210	60+30	900/16	1700	42°	100


### DOUBLE AXLE TRAILER



### GENERAL FEATURES:

**Trailer is one of the equipments that must be included each agricultural establishments and farmers. It is commonly used for the transport of goods and materials in farm, field and gardens. Our modern trailers are intended for transport of various materials, in particular agricultural produce where precise tightness is required. Our innovative trailers are marked by: well-equipped standard versions, high loading capacity of box-bodies, long life using period. Some standard features like light system, tool box, chock, water tank, color option are available**

### TECHNICAL DETAILS:

	CAPACITY	AXLE TYPE	TIPPING TYPE	LENGTH	WIDTH	HEIGHT	TYRE SIZE	WEIGHT	TIPPING ANGLE	GROUND CLEARANCE
MODEL	TON			CM.	CM.	CM.		KG.		CM.
INDTT-4	4	DOUBLE	REAR	400	200	50+30	750/16	2200	42°	110
INDTT-5	5	DOUBLE	REAR	400	200	60+40	900/16	2300	42°	110
INDTT-6	6	DOUBLE	REAR	450	200	60+40	900/16	2500	42°	110
INDTT-8	8	DOUBLE	REAR	450	210	60+50	12.5/80	2700	42°	110
INDTT-10	10	DOUBLE	REAR	480	210	60+60	12.5/80	2900	42°	110

### DOUBLE AXLE TANDEM TRAILER



### OPTIONAL EQUIPMENTS




Pool Type Tandem Trailer



### GENERAL FEATURES:

**Trailer is one of the equipments that must be included each agricultural establishments and farmers. It is commonly used for the transport of goods and materials in farm, field and gardens. Our modern trailers are intended for transport of various materials, in particular agricultural produce where precise tightness is required. Our innovative trailers are marked by: well-equipped standard versions, high loading capacity of box-bodies, long life using period. Some standard features like light system, tool box, chock, water tank, color option are available.**

### TECHNICAL DETAILS:

	CAPACITY	AXLE TYPE	TIPPING TYPE	LENGTH	WIDTH	HEIGHT	TYRE SIZE	WEIGHT	TIPPING ANGLE	GROUND CLEARANCE
MODEL	TON			CM.	CM.	CM.		KG.		CM.
INDT-6	6	TANDEM	REAR	430	210	60+25+25	12.5/80	2400	42°	110
INDT-8	8	TANDEM	REAR	450	210	60+30+30	12.5/80	2600	42°	110
INDT-10	10	TANDEM	REAR	480	210	60+30+30	12.5/80	2900	42°	110
INDT-12	12	TANDEM	REAR	480	210	60+35+35	400/60	3200	42°	110
INDT-14	14	TANDEM	REAR	500	215	70+35+35	400/60	3500	42°	110
INDT-20	20	TANDEM	REAR	600	220	70+40+40	385/55/22.5	4300	42°	110